



# MAHARSHI DAYANAND UNIVERSITY, ROHTAK

(A State University established under Haryana Act No. 25 of 1975)

Grade University Accredited by NAAC

OFFICE OF THE CHIEF WARDEN (BOYS)



To

All the concerned Heads/Directors,  
University Teaching Departments/Institutes/Centers,  
M. D. University,  
Rohtak.

**Subject: - Extension of Date for Hostel admissions in the Boys Hostels for the session 2025-2026 for 3<sup>rd</sup> Semester onwards students of All UG / PG and DISLI/DTISL Programs (including Integrated).**

Sir/Madam,

It is bring to your kind notice that the extension of date for Hostel admissions in the Boys Hostels for the session 2025-2026 for 3<sup>rd</sup> Semester onwards students of All UG / PG and DISLI/DTISL Programs (including Integrated).

**3<sup>rd</sup> Semester onwards Students of All UG / PG and DISLI/DTISL Programs (including Integrated)**

### IMPORTANT DATES:

1. Last date to fill up online Hostel Application Form: 28.07.2025 at 11:59 pm.
2. Receipt of the Merit List of Admitted Students from the HOD's/Director's: 29.07.2025.
3. Display of 1<sup>st</sup> Merit List in concerned Hostel and enable the link for online Hostel fee payment: 30.07.25 to 03.08.25
4. Payment of Hostel Fee (**Online Mode Only Boys**): 30.07.2025 to 03.08.2025
5. Date of Allotment of Hostel Rooms: 30.07.2025 to 04.08.2025

**Helpline to fill up the online Hostel Admission for Technical Issues:**

Hostel Admission Support Email Id: [hostel.admissions@mdurohtak.ac.in](mailto:hostel.admissions@mdurohtak.ac.in) and [hostelsupport@mdurohtak.ac.in](mailto:hostelsupport@mdurohtak.ac.in)

The HOD/Director should forward the complete list of students to be admitted (as per seat matrix) in one lot. Hard copy of the merit list along with the admission forms be forwarded to the concerned Hostel Warden and a soft copy be forwarded to the office of Chief Warden (Boys) at email: [chiefwarden.boys@mdurohtak.ac.in](mailto:chiefwarden.boys@mdurohtak.ac.in)

The allotment of seats for various Departments/Institutes/Centers in different Hostels is enclosed herewith.

Your kind cooperation is solicited for smooth completion of the process of hostel admissions.

This may be treated as **Most Urgent**.

Yours Sincerely

Sd/-

Chief Warden(Boys)

Encl.: As above.

Endst. No.-CWB/25/6476-6527

Dated: -25.07.2025

Copy to:

1. All the Hostel Wardens except BH-3 & BH-11 (Boys) for Information and necessary action.
2. Director, U.C.C. requested to direct the concerned officials for necessary action and upload on the University website.
3. OSD to Registrar & V.C. for kind information of the Registrar and the Vice-Chancellor.

Chief Warden(Boys)

25/07/25



# MAHARSHI DAYANAND UNIVERSITY

Rohtak-124001, Haryana (INDIA)

(A State University established under Haryana Act No. XXV of 1975)

'A+' Grade University Accredited by NAAC

## USER MANUAL (For Old Students) APPLY FOR HOSTEL ADMISSION

Steps for enrollment of students on Student Portal & apply for hostel application form.

1. All Old students need to open website <https://student.mdu.ac.in>
2. Select Old Students (With MDU Registration No.)

The screenshot shows the Student Portal login interface. A yellow arrow points from the 'Old Students (With MDU Registration No.)' radio button to the 'Special Chance Notification' section on the left. A blue arrow points from the 'User Manual' link in the left sidebar to the 'Login' button. The login form includes fields for 'Registration No./Student Id/Samarth Form No' and 'Password', with a 'Login' button and a 'Forgot Password' link. A 'Download App: Android' button is in the top right corner.

MAHARSHI DAYANAND UNIVERSITY

MDU Home Instructions User Manuals Re/Improvement Schedule Contact Us Instructions For Additional Subject General Rules for Examination

Student Portal

Special Chance Notification

- Special Chance portal for filling the online forms has been started.
  - Last Date is 5 July, 2024
  - Students are advised to read the special chance online form.
  - Students are advised to confirm their eligibility from respective result branches before filling the online form.
  - Fee paid is nonrefundable except in case of double payment (for same exam)/failed transaction.

Reappear/Improvement Schedule

User Manual

What is the difference between a new student and old student ?

Online Payment Terms & Conditions

Create Your Account (Old Students with MDU Registration Number)

Welcome Back

Login As

☐ Old Students (With MDU Registration No.)

☒ Admin

Registration No./Student Id/Samarth Form No

Password

\*\*\*\*\*

Login

Forgot Password

Download App: Android

3. Enter Your **Registration No./Stud Id** in Text Box .

Copyright © 2025 MDU ROHTAK. All right Reserved

The University Logo is property of the University. If anyone uses the University Logo without written permission in any form fully or partially can face Legal Consequences.

4. **Password** will be your Date of Birth e.g. if the **Date of Birth** is 29<sup>th</sup> May 2001 than the password will be 29052001 (DDMMYYYY format) or Set By Yourself

Welcome Back

Login As

☒ Old Students (With MDU Registration No.)

☐ Admin

Registration No./Student Id/Samarth Form No

Password  
\*\*\*\*\*

Login

Forgot Password

5. And Click Login
6. After Login you will be logged into the student portal here now you need to complete your profile starting from the address details in you left side options or also available in the center of my account as demonstrated in below image also.



7. You may start filling in address details by unlocking your address details for editing by clicking “\_Click on the checkbox if your correspondence address is same as permanent address” and fill up your address details completely including State District and Pin code.
8. After completing the address details, hit the update and save button for the next step.

## Address Details

### Permanent Address Section

Email

complicatedakshay@gmail.com

Mobile

9671747093

Address

VPO : NEOLA

State

HARYANA

District

JHAJJAR

Pincode

124109

☒ Click on checkbox if your correspondance address is same as permanent address

### Correspondance Address Section

Mobile

9671747093

Address

VPO : NEOLA

State

HARYANA

District

JHAJJAR

Pincode

124109

Update and save

Copyright © 2025 MDU ROHTAK. All right Reserved

The University Logo is property of the University. If anyone uses the University Logo without written permission in any form fully or partially can face Legal Consequences.

9. The next step will be Biometric Details. Please update accurate details and the latest passport photograph in Biometric details of the student as it will be printed on Student I-Card and Student Academic Records and the photograph, Signature, and Thumb Impression can't be changed later on once approved by the department.

## Biometric

**Important Instructions:** Images are allowed only in .jpg or .jpeg format.

**Upload your image\* (size should be between 30KB and 100KB)**

No file selected.

**Upload your signature\* (size should be between 10KB and 100KB)**

No file selected.

**Upload your left thumb impression\* (size should be between 30KB and 100KB)**

No file selected.

**Select and upload scanned identity proof (with address)\*(size should be between 50KB and 120KB)**

No file selected.

**10. Click Save and Continue to proceed to Social Details Section, fill in the required details. And click Save and Continue to Proceed to Next Step i.e. is educational details**

### Social

These are only demographic profile, it has nothing to do with fee category.

Nationality \*

Nationality

Religion \*

Select Religion

Domicile/Resident

Select Domicile

Annual Income\*

Select Annual Income

Marital Status\*

Select Marital Status

Area Resident Type\*

Select Area Type

Identity \*

Voter Card

Social Category (Not applicable for Seat Allotment Reservation Category) \*

Select Category

Save and Continue

Copyright © 2025 MDU ROHTAK. All right Reserved

The University Logo is property of the University. If anyone uses the University Logo without written permission in any form fully or partially can face Legal Consequences.

**11. Please fill in all educational details starting from 10/Matric to educational details till you own.**

[Your Registration No. is not generated yet !] User Id: 729465 & Name: SANKET & Category: & Eligibility Status: Not Defined

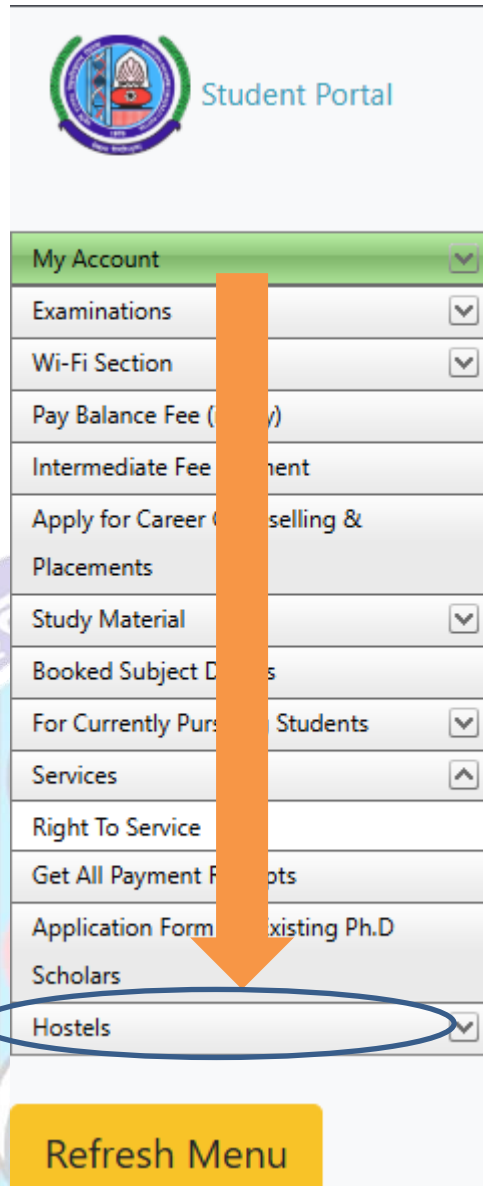
Please Enter your 10th AND 12th details only to proceed further, if already then please ignore this!

Add Qualification	Level	Board/Chiv.	Subjects/Program Name	Roll No	Registration No./Enrollment No.	School/College	Year of Passing	Marking Scheme	Obtained	Out of	Percentage	Result Status
No data to display												

**After saving your educational details please hit/click Refresh Menu as shown below also. You will see many options including**



**After Refreshing Menu you will be able to see option for applying hostel application form as highlighted below also**



**Click Apply for Hostel and follow the steps mentioned below also.**



Copyright © 2025 MDU ROHTAK. All right Reserved

The University Logo is property of the University. If anyone uses the University Logo without written permission in any form fully or partially can face Legal Consequences.

## 1. Step-1: Apply For Hostel

After that Click on **"Apply For Hostel Admission"** Icon:

### 1.1 Then Select Your Deptt/Institute, Course and Semester

STEP-1: APPLY FOR HOSTEL

STEP-2: GUARDIAN DETAILS (MANDATORY FOR GIRLS)

STEP-3: PAY FEES FOR APPLY OF HOSTEL

### Registration Form For Hostel Accomodation

Select Department\*

--Select Department--

Select Course \*


--Select Course--

Select Semester \*


--Select Semester--

### 1.2 Then Upload Your Photo (Choose Your Photo then Click on Final Upload Button)


Recent Passport Size Photo\*





**Upload Photo**  
JPG, JPEG, PNG • Max 1MB

 **Final Upload**

Recent Passport Size Photo\*



**Upload Photo**  
JPG, JPEG, PNG • Max 1MB



Copyright © 2025 MDU ROHTAK. All right Reserved

The University Logo is property of the University. If anyone uses the University Logo without written permission in any form fully or partially can face Legal Consequences.


### 1.3 Then in Complete Address – Search For Your Residence Address (Location) and Click on Get Distance Button

Complete Address \*

Map

Satellite

Search for a location



Get Distance

Address \* Distance \*

JM43+5GR, Bhatti Gate, Jhajjar, Jhajjar, Jhajjarrural, Haryana 36.9 km

### 1.4 Then Fill Father's Contact Number and Guardian's Address

Father's Contact Number \*

Guardian's Address

Father's Contact Number

Guardian's Address

### 1.5 Then Click on Have you ever been allotted Hostel (If yes, Please tick the option and provide hostel Name followed by Room No)

Have you ever been allotted Hostel (If yes, Please tick the option and provide hostel Name followed by Room No) ☒

Previous Hostel Details \*

Previous Hostel details (Hostel name, Room No)


## 1.6 Then Upload Two Residential Proof Documents

- 1.6.1 Aadhaar Card, Voter ID, Driving License, Ration Card, Passport
- 1.6.2 For Haryana Residents – PPP (Family) ID and for Others – Domicile/Residence Certificate (If you don't have a Domicile/ Resident Certificate at present, you have to submit an affidavit and produce your document within 15 Days at Hostel)


Select 1st Address Proof\*

Aadhar Card

Government ID Proof \*




**Upload First Address Proof**  
JPG, JPEG, PNG • Max 1MB

 Final Upload First Address Proof


Select Second Address Proof\*

Family Id (PPP)

Residence Proof\*



**Upload Second Address Proof**  
JPG, JPEG, PNG • Max 1MB

 Final Upload Second Address Proof

**1.7 If You want to keep Vehicle (Only Two Wheelers) in Hostel, Please tick the option and provide vehicle details for Vehicle Pass**

**Then Submit Your Form**

If You want to keep Vehicle (Only Two Wheelers) in Hostel, Please tick the option and provide vehicle details for Vehicle Pass

☒

Vehicle No. \*

Vehicle No.

Vehicle Name \*

Vehicle Name (ex:Hero Splendor, Bajaj Pulsor)

Driving License\*

Upload Driving License

JPG, JPEG, PNG • Max 1MB

Vehicle Registration Certificate (RC)\*

Upload Vehicle RC

JPG, JPEG, PNG • Max 1MB

Final Upload Driving License

Final Upload Vehicle RC

SUBMIT

Copyright © 2025 MDU ROHTAK. All right Reserved

The University Logo is property of the University. If anyone uses the University Logo without written permission in any form fully or partially can face Legal Consequences.

2 Step-2: Guardian Details (Mandatory For Girls)

2.1 Fill Your Guardian Details with Your Guardian Image and Identity Proof

Guardian Details Section For Hostel Accomodation

Name of Guardian\*

Guardian Name

Relation with Guardian\*

Relation With Guardian

Guardian Contact No.\*

Guardian Contact No.

Guardian Contact Email\*

Guardian Contact Email

Upload Guardian Image\*

Upload Guardian Image

JPG, JPEG, PNG • Max 1MB

Final Upload

Select Identity Proof To Upload\*

--Select Identity Proof--

Additional Information(If any)

Additional Information(If any)

SUBMIT

**3 Then Click on Undertaking Check Box and Click on Confirm and proceed to make payment button to pay fee**

### Payment Details

Fee:

₹ 110

Total Fees:

₹110

#### Undertaking/Declaration:

☐ I certify that I have not done any other PG/ M.Phil course from M.D. University.

I solemnly declare that the particulars given above are correct to the best of my knowledge and belief and that I will, on admission , abide by the rules and regulations of the hostel and not indulge in any undesirable activity. I hold myself responsible for prompt payment of fee and all other dues. I know fully well that any infringement of Hostel Rules will make me liable of Fine of Rs. 5000/- or any action deemed fit by the

☐ authorities.

Confirm and proceed to make payment

**Kindly read the Criteria before Applying, as student shall be responsible for any kind of non-fulfilment of eligibility and the fee will not be refunded to such students.**

For Further Enquiry visit Maharshi Dayanand University, Rohtak.  
Thank you!

**3.1 Then Print Your Form and Submit to the Concerned Deptt. /Institute for the preparation of the Merit List**



**4. If The Deadline for Hostel admission for your course has passed then Apply with Delay fees**

### Fee Payment Section For Hostel Accomodation

The deadline for hostel admission for your course has passed. If you still wish to apply, you must first apply for condonation of delay and obtain permission from the Chief Warden before proceeding with the fee payment.

आपके पाठ्यक्रम के लिए हॉस्टल में प्रवेश की अंतिम तिथि समाप्त हो चुकी है। यदि आप अभी भी आवेदन करना चाहते हैं, तो आपको पहले विलंब माफी (Delay Condonation) के लिए आवेदन करना होगा और शुल्क भुगतान से पहले Chief Warden से अनुमति प्राप्त करनी होगी।

**APPLY WITH DELAY FEES**

**5. Helpline to fill up the Hostel Admission form online (Technical Issues): Hostel Admission Support Email : [hostel.admissions@mdurohtak.ac.in](mailto:hostel.admissions@mdurohtak.ac.in) / [hostelsupport@mdurohtak.ac.in](mailto:hostelsupport@mdurohtak.ac.in)**

# Affidavit for Submission of Pending Documents for Hostel Admission, MDU Rohtak

I, \_\_\_\_\_, son/daughter of Father's/Mother's  
Name \_\_\_\_\_, residing at Full Address:  
\_\_\_\_\_, do hereby  
solemnly affirm and declare as under:

That I have been provisionally admitted to Name of  
Institution/Course/Program \_\_\_\_\_ for  
the academic session Year \_\_\_\_\_.

That I understand and acknowledge that my hostel admission is subject to the submission  
of all required documents as prescribed by the institution.

That I undertake to submit the pending document(s), specifically mention the name of the  
document(s) \_\_\_\_\_, within 15 (fifteen) days  
from the date of hostel admission.

That I am fully aware and accept that failure to submit the aforementioned document(s)  
within the stipulated time frame shall result in cancellation of my hostel admission,  
without any further notice or obligation on the part of the institution.

I affirm that the information provided herein is true and correct to the best of my  
knowledge and belief, and nothing has been concealed therefrom.

Attested With Notary

Signature of Student

Copyright © 2025 MDU ROHTAK. All right Reserved

The University Logo is property of the University. If anyone uses the University Logo without written permission in any  
form fully or partially can face Legal Consequences.