



# MAHARSHI DAYANAND UNIVERSITY ROHTAK

(A State University established under Haryana Act No. 25 of 1975)

'A+' Grade University Accredited by NAAC

OFFICE OF THE CHIEF WARDEN (BOYS)



To

All the Heads/Directors,  
University Teaching Departments/Institutes/Centers,  
M. D. University,  
Rohtak.

**Subject: - Extension of Date for Admissions in Boys Hostels for the session 2024-2025 (All UG/PG Programs including Integrated, 3<sup>rd</sup> Semester students only).**

Sir/Madam,

It is bring to your kind notice that the extension of date for Admissions in Boys Hostels for the session 2024-2025 (All UG/PG Programs including Integrated, 3<sup>rd</sup> Semester students only) are as under:

**FOR (All UG/PG Programs including Integrated, 3<sup>rd</sup> Semester students only)**

### IMPORTANT DATES:

1. Last Date to fill up online Hostel Application Form: 01.08.2024 at 11:59 pm.
2. Receipt of the Merit List of Admitted Students from the HOD's/Director's: 02.08.2024.
3. Display of 1<sup>st</sup> Merit List in concerned Hostel: 02.08.2024
4. Date of Allotment of Hostel Rooms: 02.08.2024
5. Payment of Hostel Fee: 02.08.2024 to 05.08.2024

### Helpline to fill up the Hostel Admission form online (Technical Issues):

Hostel Admission Support Email Id: [hostel.admissions@mdurohtak.ac.in](mailto:hostel.admissions@mdurohtak.ac.in)

The HOD/Director should forward the complete list of students to be admitted (as per seat matrix) in one lot. Hard copy of the merit list along with admission forms be forwarded to the concerned hostel Warden and a soft copy be forwarded to the office of the Chief Warden (Boys) at email: [chiefwarden.boys@mdurohtak.ac.in](mailto:chiefwarden.boys@mdurohtak.ac.in)

Your kind cooperation is solicited for smooth completion of the process of hostel admissions.

This may be treated as **Most Urgent**.

Yours Sincerely

Sd/-  
Chief Warden(Boys)

Endst. No.-CWB/24/4805-4857

Dated: - 01.08, 2024

Copy to:

1. Add. Chief Warden (Boys) for Information and necessary action.
2. All the Hostel Wardens except BH-3 & BH-11 (Boys) for Information and necessary action.
3. Director, U.C.C. requested to upload on the University website and direct the concerned official for necessary action.
4. OSD to Registrar & V. C. for kind information of the Registrar and the Vice-Chancellor.

Chief Warden (Boys)



# MAHARSHI DAYANAND UNIVERSITY

Rohtak-124001, Haryana (INDIA)

(A State University established under Haryana Act No. XXV of 1975)

'A+' Grade University Accredited by NAAC

## USER MANUAL (OLD STUDENTS) APPLY FOR HOSTEL ADMISSION

Steps for enrollment of students on Student Portal & apply for hostel application form.

1. All New students need to open website <https://student.mdu.ac.in>
2. Select Old Students (With MDU Registration No. OR Student Id.)

The screenshot shows the Student Portal interface. At the top, there is a navigation menu with links: MDU Home, Instructions, User Manuals, Re/Improvement Schedule, Contact Us, Instructions For Additional Subject, and General Rules for Examination. Below the menu, the 'Special Chance Notification' section is visible, containing a list of items. A yellow arrow points from the 'Special Chance Notification' section to the 'Old Students (With MDU Registration No.)' option in the 'Login As' section. A blue arrow points from the 'Reappear/Improvement Schedule' link in the left sidebar to the 'Old Students' option. The 'Login As' section has two radio buttons: 'Old Students (With MDU Registration No.)' (selected) and 'Admin'. Below the radio buttons, there are input fields for 'Registration No./Student Id/Samarth Form No' and 'Password'. A yellow arrow points from the top right of the page to the 'Old Students' option. At the bottom, there is a red button that says 'Create Your Account (Old Students with MDU Registration Number)'.

3. Enter Your **Registration No. or Student Id** in Text Box as Printed your application Print Form


Copyright © 2024 MDU ROHTAK. All right Reserved


The University Logo is property of the University. If anyone uses the University Logo without written permission in any form fully or partially can face Legal Consequences.

4. **Password** will be set Students self

Welcome Back

Login As

 Old Students (With MDU Registration No.)

 Admin

Registration No./Student Id/Samarth Form No

Password  
\*\*\*\*\*

Login

Forgot Password

5. And Click Login

6. After Login you will be logged into the student portal here now you need to complete your profile starting from the address details in you left side options or also available in the center of my account as demonstrated in below image also.

Good Evening, SANKET

Your Registration No. is not generated yet!! Your Id: 725485 & Name: SANKET & Category: & Eligibility Status: Not Defined

PERSONAL DETAIL STATUS

Please complete your registration process by filling your Personal, Biometric, Address and Social Details. Only then you can proceed further.

#	Status	View/Edit/Insert
Personal Information	Completed	<a href="#">Click here</a>
Address	Completed	<a href="#">Click here</a>
Biometric	InComplete	<a href="#">Click here</a>
Social	InComplete	<a href="#">Click here</a>
Education Details	InComplete	<a href="#">Click here</a>

COURSE DETAILS

Please check your details available with us. If any issue - For DDE students email at supdtug.dde@mdurohtak.ac.in (For Under Graduate Programs) supdtppg.dde@mdurohtak.ac.in (For Post Graduate Programs) and for Regular students e-mail at reg.admission@mdu.ac.in .

Course Name	Course Code	Sem/ Year	Session	Fee Type	Category Name	College Name	Fee Status
M.Com (Hons) 5- Year Integrated	775		1 July-2023	RR	General Fee	Deptt. of Commerce	<input checked="" type="checkbox"/>

- You may start filling in address details by unlocking your address details for editing by clicking “\_Click on the checkbox if your correspondence address is same as permanent address” and fill up your address details completely including State District and Pin code.**
- After completing the address details hit the update and save button for the next step.**

## Address Details

### Permanent Address Section

Email

complicatedakshay@gmail.com

Mobile

9671747093

Address

VPO : NEOLA

State

HARYANA

District

JHAJJAR

Pincode

124109

Click on checkbox if your correspondance address is same as permanent address

### Correspondance Address Section

Mobile

9671747093

Address

VPO : NEOLA

State

HARYANA

District

JHAJJAR

Pincode

124109

Update and save

Copyright © 2024 MDU ROHTAK. All right Reserved

The University Logo is property of the University. If anyone uses the University Logo without written permission in any form fully or partially can face Legal Consequences.

9. The next step will be **Biometric Details**. Please update accurate details and the latest passport photograph in Biometric details of the student as it will be printed on Student I-Card and Student Academic Records and the photograph, Signature, and Thumb Impression can't be changed later on once approved by the department.

## Biometric

**Important Instructions:** Images are allowed only in .jpg or .jpeg format.

**Upload your image\* (size should be between 30KB and 100KB)**

No file selected.

**Upload your signature\* (size should be between 10KB and 100KB)**

No file selected.

**Upload your left thumb impression\* (size should be between 30KB and 100KB)**

No file selected.

**Select and upload scanned identity proof (with address)\*(size should be between 50KB and 120KB)**

No file selected.

Copyright © 2024 MDU ROHTAK. All right Reserved

The University Logo is property of the University. If anyone uses the University Logo without written permission in any form fully or partially can face Legal Consequences.

10. Click Save and Continue to proceed to Social Details Section, fill in the required details. And click Save and Continue to Proceed to Next Step i.e. is educational details

### Social

These are only demographic profile, it has nothing to do with fee category.

Nationality \*

Religion \*

Domicile/Resident

Annual Income\*

Marital Status\*

Area Resident Type\*

Identity \*

Social Category (Not applicable for Seat Allotment Reservation Category) \*

[Save and Continue](#)

Copyright © 2024 MDU ROHTAK. All right Reserved

The University Logo is property of the University. If anyone uses the University Logo without written permission in any form fully or partially can face Legal Consequences.

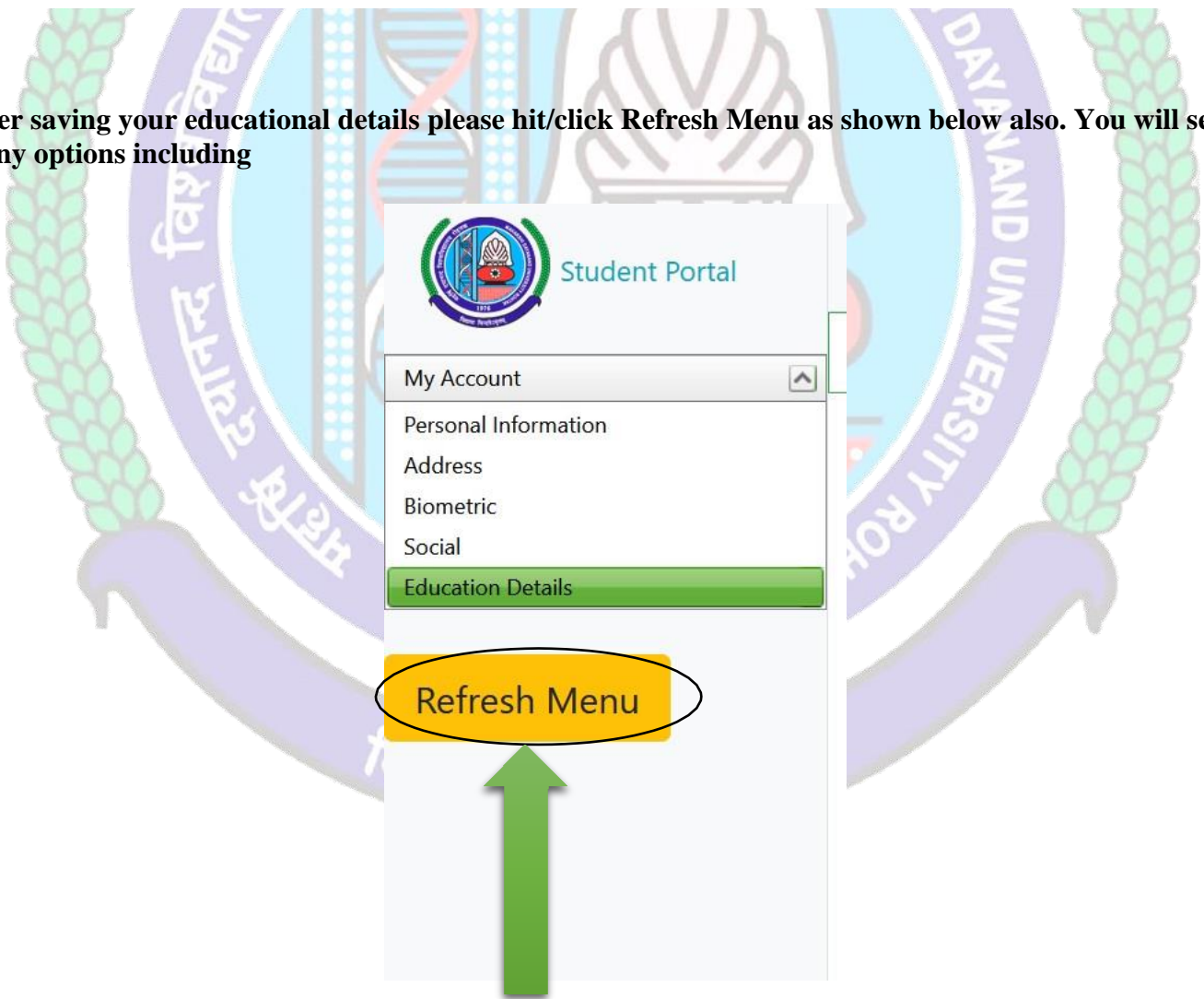
**11. Please fill in all educational details starting from 10/Matric to educational details till you own.**

[Your Registration No. is not generated yet.] User Id: 729465 & Name: SANKET & Category: & Eligibility Status: Not Defined

Please Enter your 10th AND 12th details only to proceed further, if already then please ignore this!

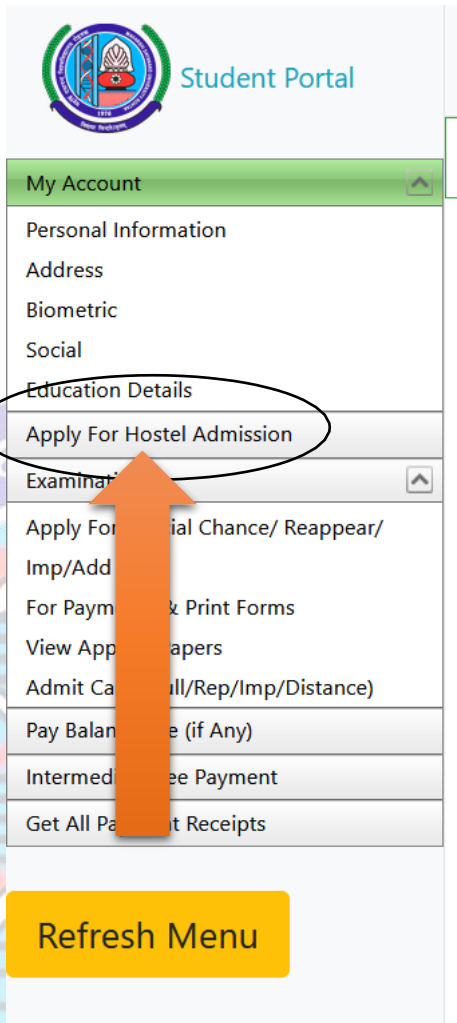
Add Qualification	Level	Board/Chix.	Subjects/Program Name	Roll No	Registration No./Enrollment No.	School/College	Year of Passing	Marking Scheme	Obtained	Out of	Percentage	Result Status
No data to display												

**After saving your educational details please hit/click Refresh Menu as shown below also. You will see many options including**



**After Refreshing Menu you will be able to see option for applying hostel application form as highlighted below also**





**Click Apply for Hostel and follow the steps mentioned below also.**



Copyright © 2024 MDU ROHTAK. All right Reserved

The University Logo is property of the University. If anyone uses the University Logo without written permission in any form fully or partially can face Legal Consequences.

## 1. Step-1: Apply For Hostel

After that Click on **“Apply For Hostel Admission”** Icon:

- 1.1 Then Upload your Photo (Choose Your Photo then Click on Upload Image Button)
- 1.2 Then Select Your Deptt/Course/Semester
- 1.3 Then Add Your Distance in KMs from your Resident Address to MDU Rohtak, Minimum Distance for Applying Hostel is **40 km for Boys** and **30 km For Girls** Students
- 1.4 Then Fill Guardian Address and Father’s Contact Number then click on the check box if you have ever been allotted a hostel
- 1.5 Click on Submit and View Button

student.mdu.ac.in/Regular/ApplyHostel

MDU PORTAL freepik : Free Vecto... 2.6 million+ Stunni... Inbox - Mail Online Image Vecto... Envato Elements: U...

My Account  
Apply For Hostel Admission  
Examinations  
Wi-Fi Section  
Pay Balance Fee (If Any)  
Intermediate Fee Payment  
Apply for Career Counselling & Placements  
Study Material  
Booked Subject Details  
For Currently Pursuing Students  
Get All Payment Receipts

Refresh Menu

Image file has been uploaded successfully

Hostel Accomodation Application Form for Students of MDU UTD

Step-1: Apply For Hostel Step-2: Guardian Detail (Mandatory for Girls) Step-3: Pay Fees for Apply of Hostel

Upload Your Photo\* (size should be between 30KB and 100KB)

Choose File No file chosen Upload Image

Deptt. of English & Foreign Languages

M.A. (ENGLISH)

Semester/Year : 3

60

Sector 14 Rohtak

9876543210

Have you ever been allotted Hostel (If yes, Please tick the option and provide hostel Name followed by Room No)

Demo

Select Address:\*

V.P.O. [REDACTED] K, HARYANA, 124112

Additional Information (If any)

Submit and View

Copyright © 2024 MDU ROHTAK. All Right Reserved

The University Logo is property of the University. If anyone uses the University Logo without written permission in any form fully or partially can face Legal Consequences.

## 2. Step 2 : Guardian Detail (Mandatory For Girls)

### Then Fill Your Guardians Details Section

#### 2.1 Name of Guardian /Relation/Contact No. /Email

#### 2.2 Upload Guardian Image

##### 2.2.1 Choose Image File then Click on Upload Image Button

#### 2.3 Select and upload scanned identity proof (with address / Upload Both Side of id proof photo)\*

#### 2.4 Then Click on Submit Button

#### 2.5 Then Check “List of Guardian Details uploaded by you”

For Currently Pursuing Students  
Get All Payment Receipts

Refresh Menu

Step-1: Apply For Hostel Step-2: Guardian Detail (Mandatory for Girls) Step-3: Pay Fees for Apply of Hostel

Guardian Details Section

Identity Proof file has been uploaded successfully

Name of Guardian  
AKSHAY

Relation with Guardian  
FATHER

Guardian contact number  
9876543210

Guardian contact email  
Enter Guardian Email (optional)

Upload Guardian Image\* (size should be between 30KB and 100KB)  
Choose File No file chosen

Upload Image

Select and upload scanned identity proof (with address)\*(size should be between 50KB and 120KB)  
Aadhar Card

Choose File No file chosen

Upload Selected Identity

Copyright © 2024 MDU ROHTAK. All right Reserved

The University Logo is property of the University. If anyone uses the University Logo without written permission in any form fully or partially can face Legal Consequences.

Choose File | No file chosen

Upload Selected Identity

Additional Information (If any)

Submit

List of guardian details uploaded by you

Enter text to search...

Drag a column header here to group by that column

Guardian Name	Relation	Mobile	Email
Hemant	Brother	9876543210	
AKSHAY	FATHER	9876543210	

Maharshi Dayanand University  
A+ Grade University Accredited by NAAC

Online Users: 87



### 3 Step-3: Pay Fee For Apply Hostel

Then Click on Pay Fee for Apply Hostel

5.1 Then Click on **Pay Fees** Button

My Account

Apply For Hostel Admission

Examinations

Wi-Fi Section

Pay Balance Fee (if Any)

Intermediate Fee Payment

Apply for Career Counselling & Placements

Study Material

Booked Subject Details

For Currently Pursuing Students

Get All Payment Receipts

Refresh Menu

### Hostel Accomodataion Application Form for Students of MDU UTD

Step-1: Apply For Hostel    Step-2: Guardian Detail (Mandatory for Girls)    Step-3: Pay Fees for Apply of Hostel

Print Application Form will only be available after payment of fees

Department	Program Name	Semester	Fee Category	Guardian Address	Father Contact Number	Fee Status	Proceed To Pay Fee	Print Application Form
Deptt. of English & Foreign Languages	M.A. (ENGLISH)	3	General Fee	sector 14	9876543208	UnPaid	<a href="#">Pay Fees</a>	

Maharshi Dayanand University  
A+ Grade University Accredited by NAAC

Online Users: 87

विद्यया विन्दतेऽमृतम्

Copyright © 2024 MDU ROHTAK. All right Reserved

The University Logo is property of the University. If anyone uses the University Logo without written permission in any form fully or partially can face Legal Consequences.

4 Then Click on Undertaking CheckBox and Click on **Confirm and proceed to make payment** button to pay fee

**Payment Details**

Fee: ₹ 110  
Total Fees: ₹110

**Undertaking/Declaration:**

certify that I have not done any other PG/ M.Phil course from M.D. University.

I solemnly declare that the particulars given above are correct to the best of my knowledge and belief and that I will, on admission, abide by the rules and regulations of the hostel and not indulge in any undesirable activity. I hold myself responsible for prompt payment of fee and all other dues. I know fully well that any infringement of Hostel Rules will

make me liable of Fine of Rs. 5000/- or any action deemed fit by the authorities.

**Confirm and proceed to make payment**

**Kindly read the Criteria before Applying, Applicant shall be responsible for any kind of non-fulfilment of eligibility and the fee will not be refunded to such students.**

For Further Enquiry visit MDU Rohtak Dayanand University, Rohtak.  
Thank you!

Refresh Menu

**5 Then Do yur Payment through Internet Bankng / CreditCard or Debit Card / Freecharge and NEFT and RTGS**

**AXIS BANK | EASYPAY**

**MD University Rohtak**

**Unique ID:** H090085354      **studentid:** 85354

**validity date:** 7/11/2024 3:08:14 PM      **Amount:** 110

URN : 141860657  
(SAVE FOR FUTURE REFERENCE)

**Terms and Conditions:**  
I accept the Terms and Conditions contained herein that shall apply to any person using the services of Easypay provided by Axis Bank for making payments through an

**Payment Options**

INTERNET BANKING   CREDITCARD/DEBITCARD   FREECHARGE   NEFT/RTGS

Visa/Master

- **Helpline to fill up the Hostel Admission form online (Technical Issues): Hostel Admission Support Email Id: [hostel.admissions@mdurohtak.ac.in](mailto:hostel.admissions@mdurohtak.ac.in)**